

Pin Assignment Diagram of VW2500A

NO.1 Interface : RS485

NO.2 Interface : 232 TTL


NO.3 Interface : RS232

Vitalwell Electronics (Zhuhai) Pte. Ltd.



Pin Assignment Diagram of VW2500A-485

Interface : RS485

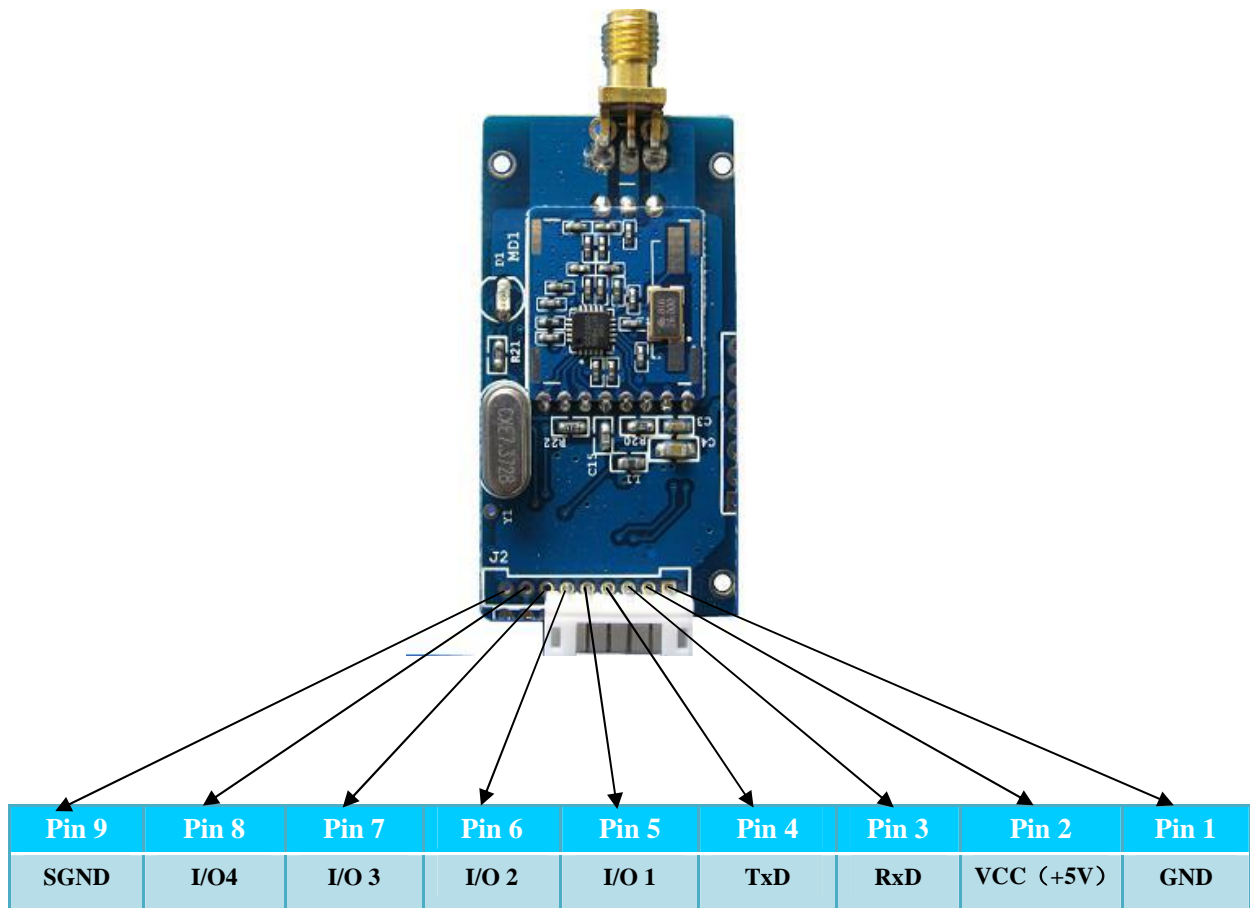


Pin 4	Pin 3	Pin 2	Pin 1
B(Z)	A(Y)	VCC(+5V)	GND

NO. 2

Pin Assignment Diagram of VW2500A-232T

Interface :232TTL



vital-well.com


VitalWell Electronics Pte Ltd.

Tel: +86-0756-3867295

Block D3, #415/416, Southern Software Park, TangJia, ZhuHai, China 519080

Pin Assignment Diagram of VW2500A-232C

Interface :RS232



Pin 4	Pin 3	Pin 2	Pin 1
(TXD)	(RXD)	VCC(+5V)	GND

